



Hourly MISO wind generation forecast (MW)

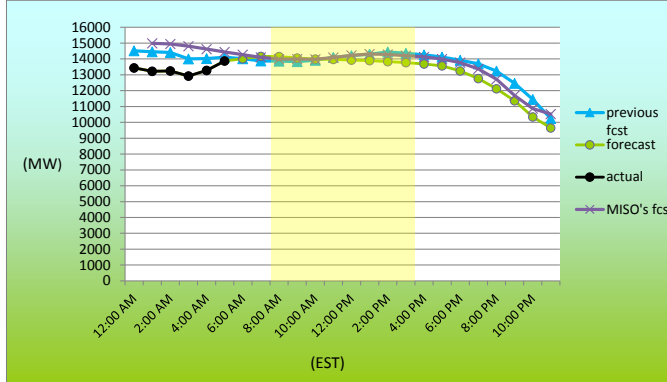
Date (EST)	12/5/2017	12/6/2017	12/7/2017	12/8/2017	12/9/2017
12:00 AM	13436	9595	10502	2945	9370
1:00 AM	13221	9703	10295	3188	9139
2:00 AM	13249	10181	10043	3480	8703
3:00 AM	12927	10583	9731	3752	8312
4:00 AM	13275	11079	9506	4096	7942
5:00 AM	13872	11272	9382	4263	7458
6:00 AM	14012	11471	9158	4568	7006
7:00 AM	14164	11567	9033	4809	6513
8:00 AM	14150	11680	8640	5059	5778
9:00 AM	14054	11757	7974	5263	4900
10:00 AM	13995	11819	7386	5771	4538
11:00 AM	13971	12057	6698	6382	3872
12:00 PM	13932	12126	6011	7216	3416
1:00 PM	13896	12253	5576	7964	3279
2:00 PM	13829	12215	5323	8965	3368
3:00 PM	13774	12053	5031	9719	3522
4:00 PM	13688	12028	4852	10355	3956
5:00 PM	13565	11943	4530	10400	4387
6:00 PM	13240	11765	4253	10394	4730
7:00 PM	12768	11530	4073	10515	5286
8:00 PM	12123	11219	3767	10140	5410
9:00 PM	11366	11007	3508	10061	5509
10:00 PM	10344	10961	3223	9718	5749
11:00 PM	9647	10657	2930	9519	5664

Extended Forecast

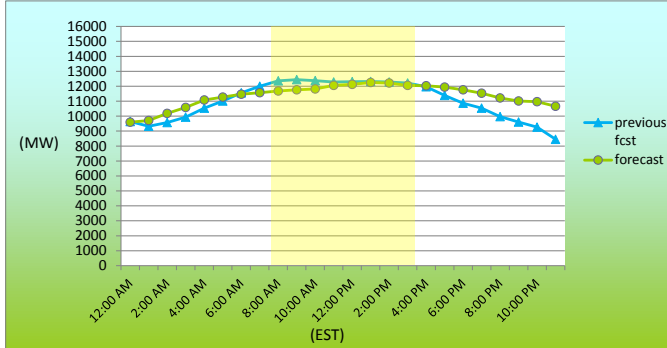
Date (EST)	12/10/2017	12/11/2017	12/12/2017	12/13/2017	12/14/2017
12:00 AM	6072	9913	3934	3348	5224
1:00 AM	6614	9890	3332	2648	5592
2:00 AM	6081	9967	3850	2625	5764
3:00 AM	6007	9854	4918	2293	6195
4:00 AM	6205	10092	5549	2026	6322
5:00 AM	5947	10040	6292	1830	6322
6:00 AM	6051	9862	6665	1714	6348
7:00 AM	6273	10097	7187	1356	6505
8:00 AM	5977	10322	8121	1272	6848
9:00 AM	5807	10686	9080	1332	7048
10:00 AM	6049	11096	9759	1273	6947
11:00 AM	6006	11127	10408	1259	7145
12:00 PM	6125	11298	10617	1250	7136
1:00 PM	6388	11394	10587	1204	6884
2:00 PM	6727	11103	10376	1277	7408
3:00 PM	7010	10755	10113	1444	7550
4:00 PM	7919	10284	9865	1616	7732
5:00 PM	8165	9446	9309	1892	7962
6:00 PM	8456	8315	8860	2252	8000
7:00 PM	9234	7237	8349	2591	8326
8:00 PM	9114	6615	7679	3063	8674
9:00 PM	9393	5980	6517	3495	8799
10:00 PM	9545	5220	5311	3966	8799
11:00 PM	9624	4614	4152	4659	8799

MISO WIND GENERATION FORECAST

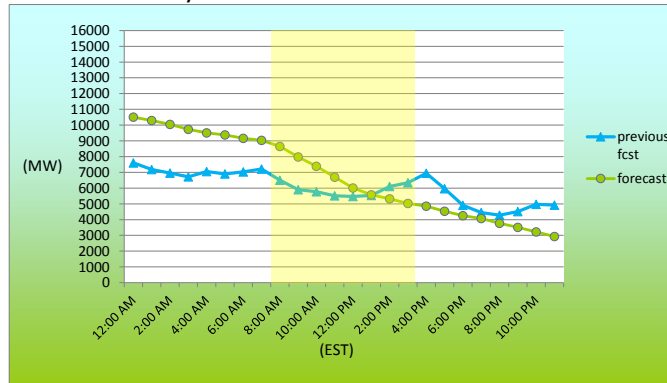
current forecast for today



current forecast for tomorrow



current forecast for day 3



Headlines:

Today: Small changes. Very high wind generation remains forecast much of the day.

Tomorrow: The wind generation forecast is higher late afternoon and evening. High to very high wind generation is expected.

Thursday: The morning wind generation forecast is higher, lower at times in the afternoon and evening. High early morning wind generation is forecast at low levels by late evening.

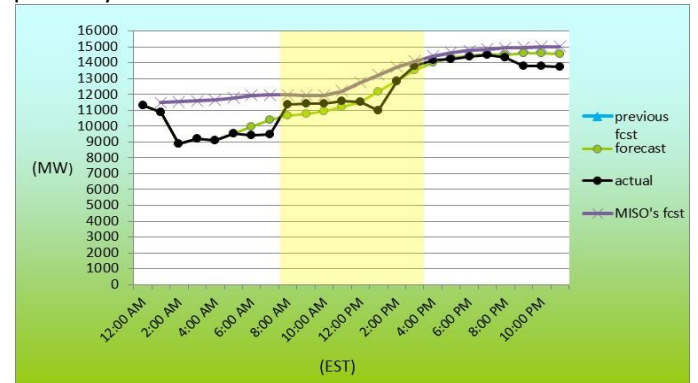
Risks

Today: Wind generation risks during the daylight hours are slightly higher at times.

Tomorrow: Wind generation risks lean slightly higher at times.

Thursday: Wind generation risks midday and afternoon are higher.

previous day verification



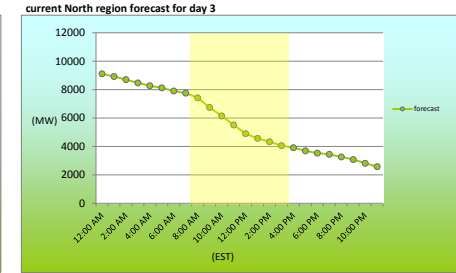
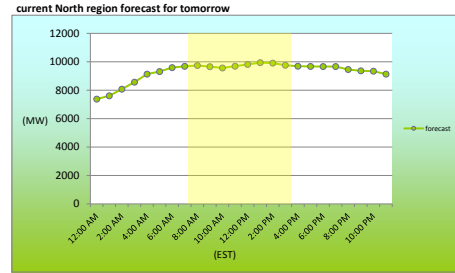
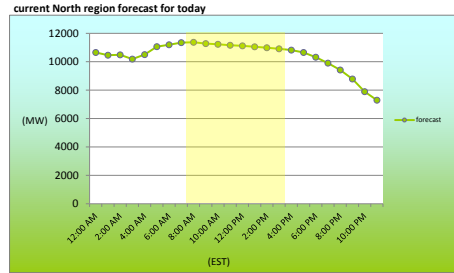
Total MISO wind capacity: 17468 MW
as of March 31, 2017



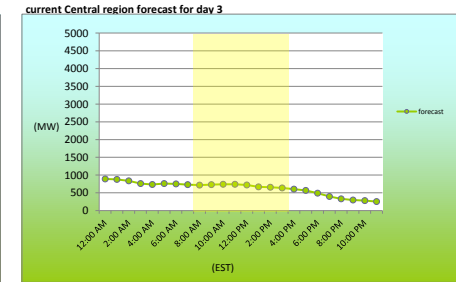
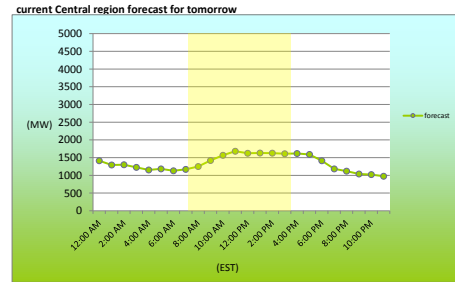
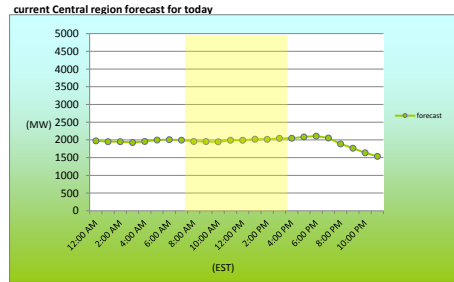
MISO REGIONAL WIND GENERATION FORECAST

Hourly MISO wind generation forecast (MW)

North region					
Date (EST)	12/5/2017	12/6/2017	12/7/2017	12/8/2017	12/9/2017
12:00 AM	10650	7378	9114	2622	8106
1:00 AM	10459	7608	8922	2865	7649
2:00 AM	10486	8077	8710	3165	7255
3:00 AM	10187	8563	8475	3481	6941
4:00 AM	10506	9132	8275	3857	6540
5:00 AM	11062	9312	8126	4007	5959
6:00 AM	11193	9591	7910	4292	5401
7:00 AM	11350	9680	7756	4510	4784
8:00 AM	11373	9745	7426	4691	3939
9:00 AM	11279	9655	6748	4863	3045
10:00 AM	11225	9567	6150	5247	2609
11:00 AM	11159	9692	5513	5793	1956
12:00 PM	11121	9819	4896	6520	1565
1:00 PM	11054	9940	4574	7130	1394
2:00 PM	10990	9905	4330	8079	1438
3:00 PM	10909	9760	4059	8687	1590
4:00 PM	10819	9694	3915	9263	1997
5:00 PM	10658	9670	3689	9294	2445
6:00 PM	10319	9668	3537	9423	2852
7:00 PM	9901	9662	3452	9553	3433
8:00 PM	9424	9458	3265	9229	3684
9:00 PM	8788	9368	3083	9216	3943
10:00 PM	7893	9341	2815	8979	4378
11:00 PM	7298	9135	2582	8515	4351



Central region					
Date (EST)	12/5/2017	12/6/2017	12/7/2017	12/8/2017	12/9/2017
12:00 AM	1974	1414	892	254	768
1:00 AM	1950	1291	877	254	849
2:00 AM	1951	1300	837	264	807
3:00 AM	1928	1225	761	220	730
4:00 AM	1957	1152	736	188	718
5:00 AM	1998	1182	760	205	781
6:00 AM	2007	1128	753	225	852
7:00 AM	1994	1169	731	230	951
8:00 AM	1957	1251	718	300	1087
9:00 AM	1954	1418	730	306	1103
10:00 AM	1949	1568	740	396	1177
11:00 AM	1991	1681	740	460	1232
12:00 PM	1990	1623	722	567	1253
1:00 PM	2021	1629	669	705	1338
2:00 PM	2019	1626	659	757	1434
3:00 PM	2044	1609	639	904	1487
4:00 PM	2048	1616	604	964	1566
5:00 PM	2086	1589	567	978	1609
6:00 PM	2108	1413	493	843	1545
7:00 PM	2055	1184	399	792	1520
8:00 PM	1887	1119	331	740	1393
9:00 PM	1766	1040	297	674	1232
10:00 PM	1639	1021	280	567	1037
11:00 PM	1537	975	254	670	920



East region					
Date (EST)	12/5/2017	12/6/2017	12/7/2017	12/8/2017	12/9/2017
12:00 AM	812	804	496	68	496
1:00 AM	812	804	496	68	641
2:00 AM	812	804	496	51	641
3:00 AM	812	795	496	51	641
4:00 AM	812	795	496	51	684
5:00 AM	812	778	496	51	718
6:00 AM	812	752	496	51	752
7:00 AM	821	718	547	68	778
8:00 AM	821	684	496	68	752
9:00 AM	821	684	496	94	752
10:00 AM	821	684	496	128	752
11:00 AM	821	684	445	128	684
12:00 PM	821	684	393	128	599
1:00 PM	821	684	333	128	547
2:00 PM	821	684	333	128	496
3:00 PM	821	684	333	128	445
4:00 PM	821	718	333	128	393
5:00 PM	821	684	274	128	333
6:00 PM	812	684	222	128	333
7:00 PM	812	684	222	171	333
8:00 PM	812	641	171	171	333
9:00 PM	812	599	128	171	333
10:00 PM	812	599	128	171	333
11:00 PM	812	547	94	333	393

