



Hourly ERCOT wind generation forecast (MW)

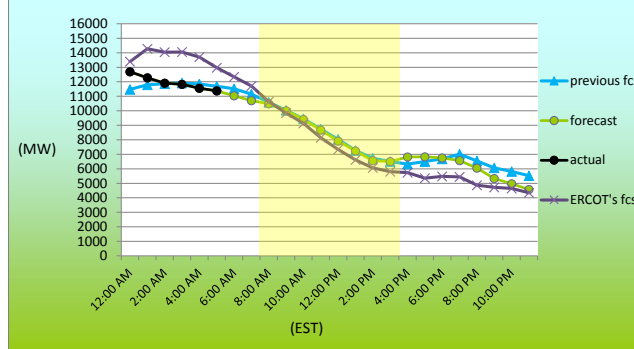
Date (EST)	12/5/2017	12/6/2017	12/7/2017	12/8/2017	12/9/2017
12:00 AM	12691	4297	4004	9492	7651
1:00 AM	12277	4261	4165	10472	9007
2:00 AM	11903	4109	4318	10817	9296
3:00 AM	11826	4071	4669	11061	9228
4:00 AM	11552	4030	5166	11321	8816
5:00 AM	11378	4153	5705	10972	7880
6:00 AM	11034	4275	6459	10442	6712
7:00 AM	10701	4413	7156	10310	5923
8:00 AM	10485	4548	7420	9750	4939
9:00 AM	10003	4517	7760	9103	4138
10:00 AM	9408	4545	8122	8581	3791
11:00 AM	8675	4456	8344	9391	3396
12:00 PM	7910	4363	8605	10042	3445
1:00 PM	7238	4308	8582	10959	3407
2:00 PM	6558	4265	8316	10446	3355
3:00 PM	6504	4225	7809	10089	3275
4:00 PM	6819	4216	7112	9880	3004
5:00 PM	6834	4169	6469	8588	2399
6:00 PM	6745	4144	5587	7200	1344
7:00 PM	6568	4116	5068	5394	853
8:00 PM	6056	4177	5340	4913	830
9:00 PM	5331	4111	6188	4891	847
10:00 PM	4970	4088	7145	5479	1177
11:00 PM	4575	4052	8392	6402	1637

Extended Forecast

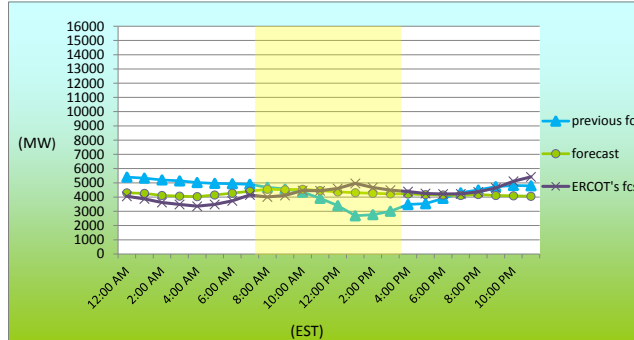
Date (EST)	12/10/2017	12/11/2017	12/12/2017	12/13/2017	12/14/2017
12:00 AM	2476	7370	2458	3703	8901
1:00 AM	3493	7702	2149	3827	9298
2:00 AM	3192	7677	2669	3939	9369
3:00 AM	3102	7478	3163	4306	9466
4:00 AM	3201	7370	3958	4608	9543
5:00 AM	2861	7219	4677	5375	9571
6:00 AM	2567	7053	5454	5891	9706
7:00 AM	2568	7051	6004	6347	9781
8:00 AM	2373	6919	6312	6402	9520
9:00 AM	2622	6770	6436	6136	9283
10:00 AM	3094	6529	6545	6053	9118
11:00 AM	2838	6413	6747	6038	8819
12:00 PM	2825	6347	6877	5934	8628
1:00 PM	2937	6007	6945	5993	8289
2:00 PM	3136	5933	6408	6113	8560
3:00 PM	3508	5856	5961	6279	8425
4:00 PM	4104	5594	5660	6250	8377
5:00 PM	4308	5332	5144	6449	8350
6:00 PM	4686	5179	4761	6480	8507
7:00 PM	5533	4901	4434	6788	8499
8:00 PM	5547	4370	4271	7252	8632
9:00 PM	6022	4015	3875	7475	8736
10:00 PM	6468	3460	3766	8028	8892
11:00 PM	7053	2990	3670	8435	8917

ERCOT WIND GENERATION FORECAST

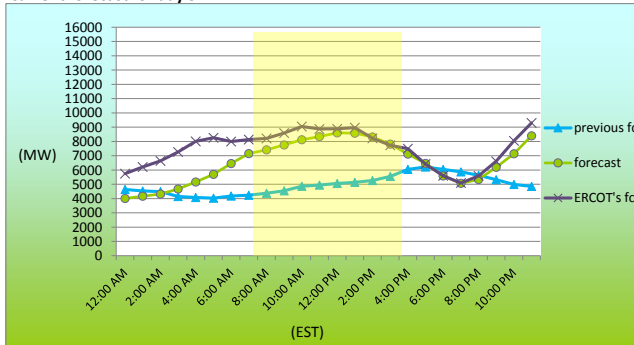
current forecast for today



current forecast for tomorrow



current forecast for day 3



Headlines

Today: Small changes. High early morning wind generation remains forecast to be lowest late evening.

Tomorrow: Mixed changes. Low to near moderate wind generation is expected.

Thursday: The wind generation forecast is higher. Variable wind generation is forecast to be on the higher side on-peak.

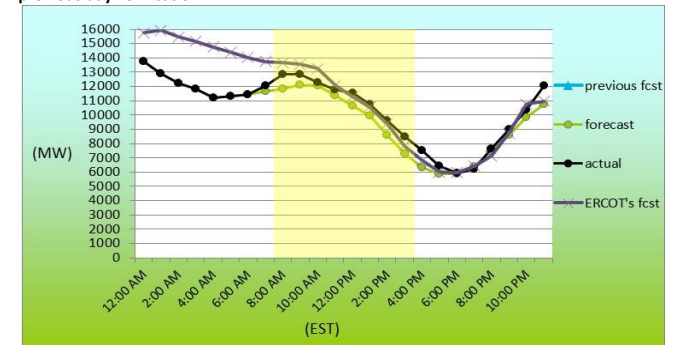
Risks

Today: Wind generation risks are even.

Tomorrow: Wind generation risks lean slightly lower at times.

Thursday: Wind generation could bounce around the current forecast.

previous day verification



Total ERCOT wind capacity: 19098 MW
as of March 31, 2017

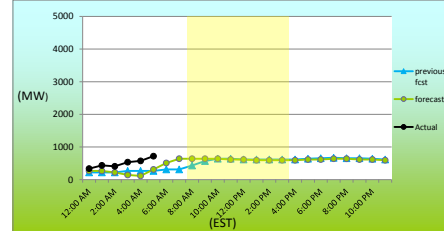


ERCOT REGIONAL WIND GENERATION FORECAST

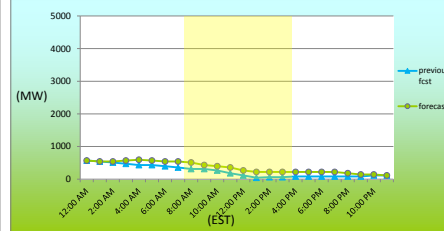
Hourly ERCOT wind generation forecast (MW)

North					
Date (EST)	12/5/2017	12/6/2017	12/7/2017	12/8/2017	12/9/2017
12:00 AM	267	572	84	183	183
1:00 AM	267	541	84	183	221
2:00 AM	221	541	114	267	312
3:00 AM	145	572	145	358	396
4:00 AM	114	594	221	434	511
5:00 AM	312	572	221	541	541
6:00 AM	511	541	183	594	572
7:00 AM	640	541	183	640	617
8:00 AM	640	511	183	617	594
9:00 AM	640	434	221	617	572
10:00 AM	640	396	221	594	541
11:00 AM	617	358	221	572	434
12:00 PM	617	267	267	572	358
1:00 PM	594	221	267	572	267
2:00 PM	594	221	267	511	221
3:00 PM	594	221	312	472	221
4:00 PM	594	221	312	396	183
5:00 PM	617	221	312	396	183
6:00 PM	617	221	312	396	183
7:00 PM	640	221	312	358	183
8:00 PM	640	183	267	267	114
9:00 PM	617	145	221	183	61
10:00 PM	617	145	183	114	38
11:00 PM	594	114	183	145	30

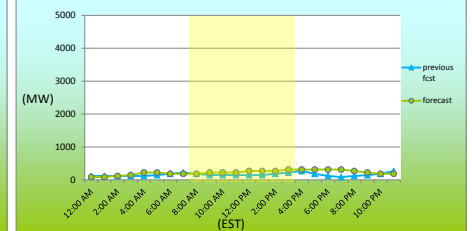
current North regional forecast for today



current North regional forecast for tomorrow

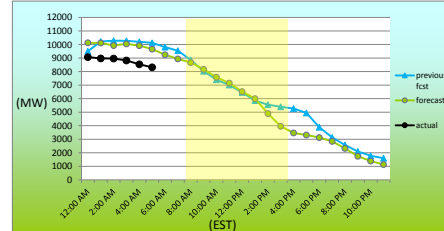


current North regional forecast for day 3

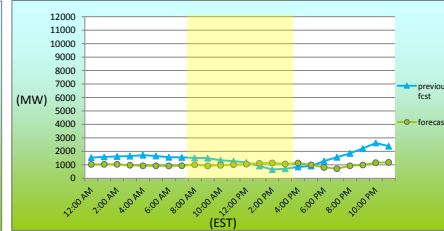


West					
Date (EST)	12/5/2017	12/6/2017	12/7/2017	12/8/2017	12/9/2017
12:00 AM	10126	1030	1189	8024	5873
1:00 AM	10112	1038	1275	8605	6958
2:00 AM	9924	1040	1311	8660	6975
3:00 AM	10042	977	1636	8748	6813
4:00 AM	9918	927	1964	8864	6361
5:00 AM	9666	929	2494	8602	5535
6:00 AM	9244	922	3284	8462	4546
7:00 AM	8942	939	4009	8494	3921
8:00 AM	8669	1007	4348	7981	2959
9:00 AM	8170	922	4850	7358	2391
10:00 AM	7582	967	5340	6858	2050
11:00 AM	7154	1014	5663	7434	1810
12:00 PM	6518	1047	6013	8041	1779
1:00 PM	6003	1122	6180	8709	1875
2:00 PM	4907	1143	5887	8256	1896
3:00 PM	3958	1071	5522	7938	2027
4:00 PM	3466	1137	5028	7805	1855
5:00 PM	3315	1000	4405	6936	1531
6:00 PM	3122	809	3760	5895	769
7:00 PM	2847	719	3265	4328	453
8:00 PM	2321	932	4005	3973	424
9:00 PM	1743	993	5242	3924	490
10:00 PM	1393	1160	6387	4387	735
11:00 PM	1135	1186	7305	5105	923

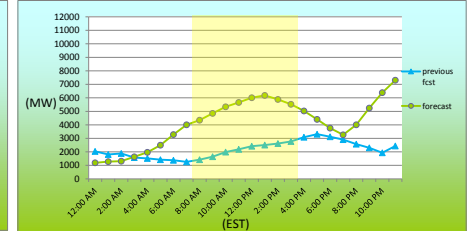
current West regional forecast for today



current West regional forecast for tomorrow

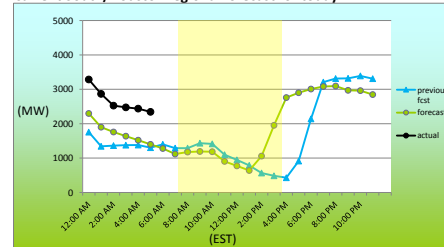


current West regional forecast for day 3

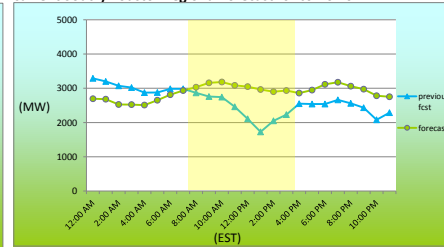


South/Houston					
Date (EST)	12/5/2017	12/6/2017	12/7/2017	12/8/2017	12/9/2017
12:00 AM	2299	2696	2732	1285	1595
1:00 AM	1898	2682	2806	1684	1828
2:00 AM	1758	2528	2893	1891	2009
3:00 AM	1639	2522	2888	1955	2019
4:00 AM	1519	2508	2981	2023	1944
5:00 AM	1400	2653	2990	1828	1804
6:00 AM	1280	2811	2993	1386	1595
7:00 AM	1119	2933	2964	1176	1386
8:00 AM	1176	3031	2889	1152	1386
9:00 AM	1192	3160	2690	1128	1176
10:00 AM	1186	3182	2561	1128	1200
11:00 AM	904	3084	2460	1386	1152
12:00 PM	775	3049	2325	1430	1308
1:00 PM	640	2965	2135	1679	1266
2:00 PM	1057	2901	2163	1679	1238
3:00 PM	1952	2933	1975	1679	1027
4:00 PM	2758	2858	1772	1679	966
5:00 PM	2902	2948	1751	1256	685
6:00 PM	3006	3114	1515	909	392
7:00 PM	3081	3176	1491	708	217
8:00 PM	3095	3063	1068	673	291
9:00 PM	2970	2973	725	784	295
10:00 PM	2960	2783	575	978	404
11:00 PM	2846	2751	904	1152	683

current South/Houston regional forecast for today



current South/Houston regional forecast for tomorrow



current South/Houston regional forecast for day 3

