
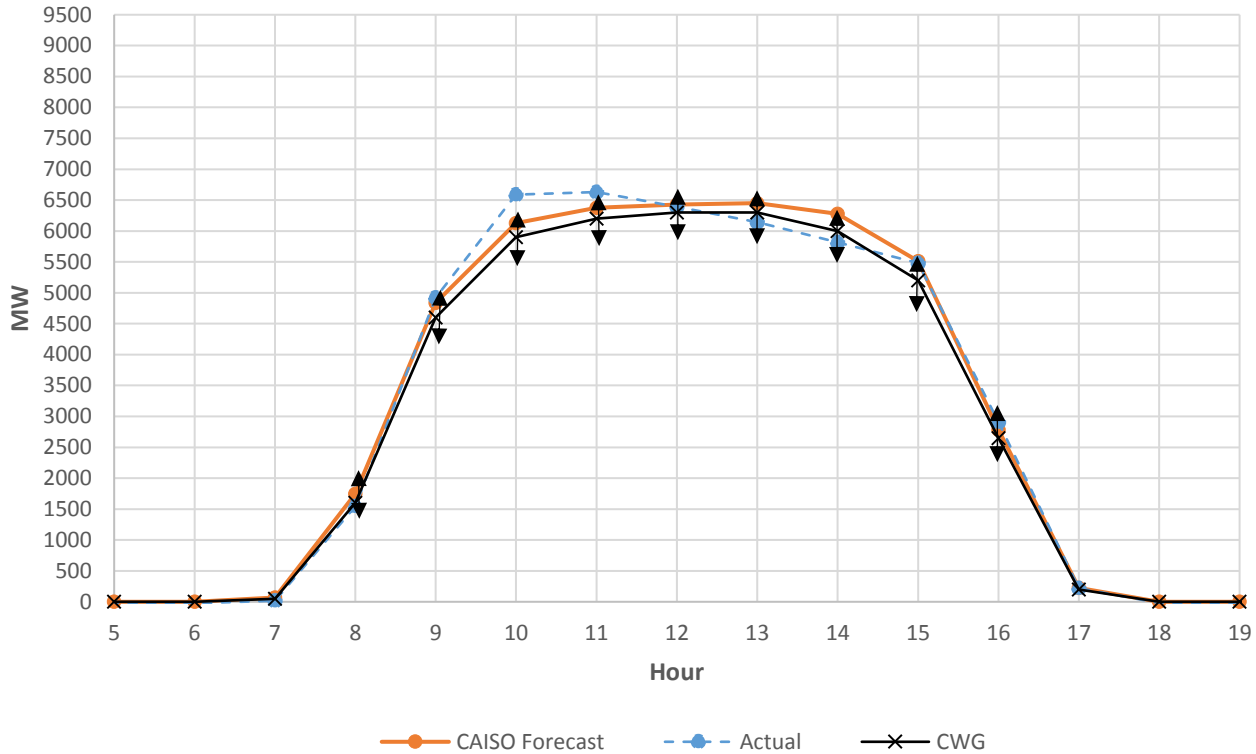




Commodity Weather Group CAISO Solar Forecast



Yesterday's Verification (12/4/2017)

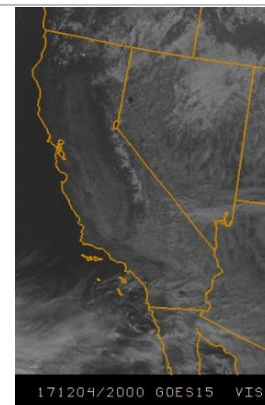


All values in MWh

Hour Ending (PDT)	CAISO Forecast	CWG Forecast	Actual	CAISO-Actual	CWG-Actual
HE01	0	0	-18.6	18.6	18.6
HE02	0	0	-19.11	19.11	19.11
HE03	0	0	-19.52	19.52	19.52
HE04	0	0	-21.61	21.61	21.61
HE05	0	0	-23.28	23.28	23.28
HE06	0	0	-24.04	24.04	24.04
HE07	69.02	50	17.72	51.3	32.28
HE08	1746.6	1600	1544.44	202.16	55.56
HE09	4839.23	4600	4923.3	-84.07	-323.3
HE10	6128.46	5900	6586.49	-458.03	-686.49
HE11	6377.82	6200	6630.86	-253.04	-430.86
HE12	6428.77	6300	6392.76	36.01	-92.76
HE13	6451.41	6300	6143.96	307.45	156.04
HE14	6276.93	6000	5815.3	461.63	184.7
HE15	5512.97	5200	5480.76	32.21	-280.76
HE16	2782.23	2650	2905.8	-123.57	-255.8
HE17	223.17	200	220.86	2.31	-20.86
HE18	0	0	-18.26	18.26	18.26
HE19	0	0	-18.01	18.01	18.01
HE20	0	0	-17.6	17.6	17.6
HE21	0	0	-17.57	17.57	17.57
HE22	0	0	-17.85	17.85	17.85
HE23	0	0	-17.95	17.95	17.95
HE24	0	0	-18.4	18.4	18.4
Total	46836.61	45000	46410.45	426.16	-1410.45


Comments:

Yesterday came in close to expectations as mostly clear skies held through the day.

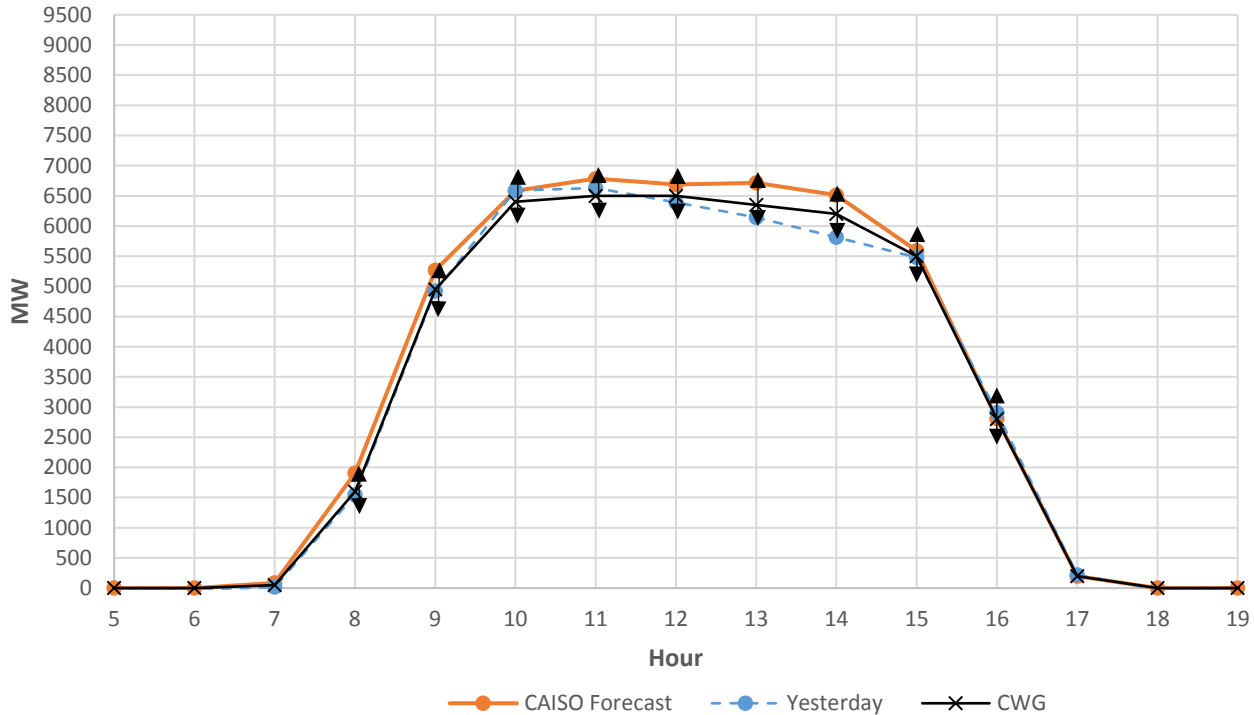




Commodity Weather Group CAISO Solar Forecast



Today's Solar Generation Forecast 12/5/2017

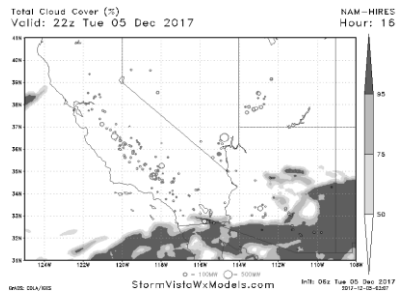


All values in MWH

Hour Ending (PDT)	CAISO Forecast	CWG Forecast	Yesterday	CAISO-Yest	CWG-Yest
HE01	0	0	-18.6	18.6	18.6
HE02	0	0	-19.11	19.11	19.11
HE03	0	0	-19.52	19.52	19.52
HE04	0	0	-21.61	21.61	21.61
HE05	0	0	-23.28	23.28	23.28
HE06	0	0	-24.04	24.04	24.04
HE07	84.91	50	17.72	67.19	32.28
HE08	1903.17	1600	1544.44	358.73	55.56
HE09	5268.83	4950	4923.3	345.53	26.7
HE10	6584.62	6400	6586.49	-1.87	-186.49
HE11	6786.05	6500	6630.86	155.19	-130.86
HE12	6688.79	6500	6392.76	296.03	107.24
HE13	6712.57	6350	6143.96	568.61	206.04
HE14	6511.37	6200	5815.3	696.07	384.7
HE15	5589.23	5500	5480.76	108.47	19.24
HE16	2804.53	2800	2905.8	-101.27	-105.8
HE17	197.61	200	220.86	-23.25	-20.86
HE18	0	0	-18.26	18.26	18.26
HE19	0	0	-18.01	18.01	18.01
HE20	0	0	-17.6	17.6	17.6
HE21	0	0	-17.57	17.57	17.57
HE22	0	0	-17.85	17.85	17.85
HE23	0	0	-17.95	17.95	17.95
HE24	0	0	-18.4	18.4	18.4
TOTAL	49131.68	47050	46410.45	2721.23	639.55


Today's Forecast:

Similar to slightly higher levels than yesterday as mostly clear skies continue with some scattered cloud cover late over SoCal. Risks lean higher for the balance of the day.

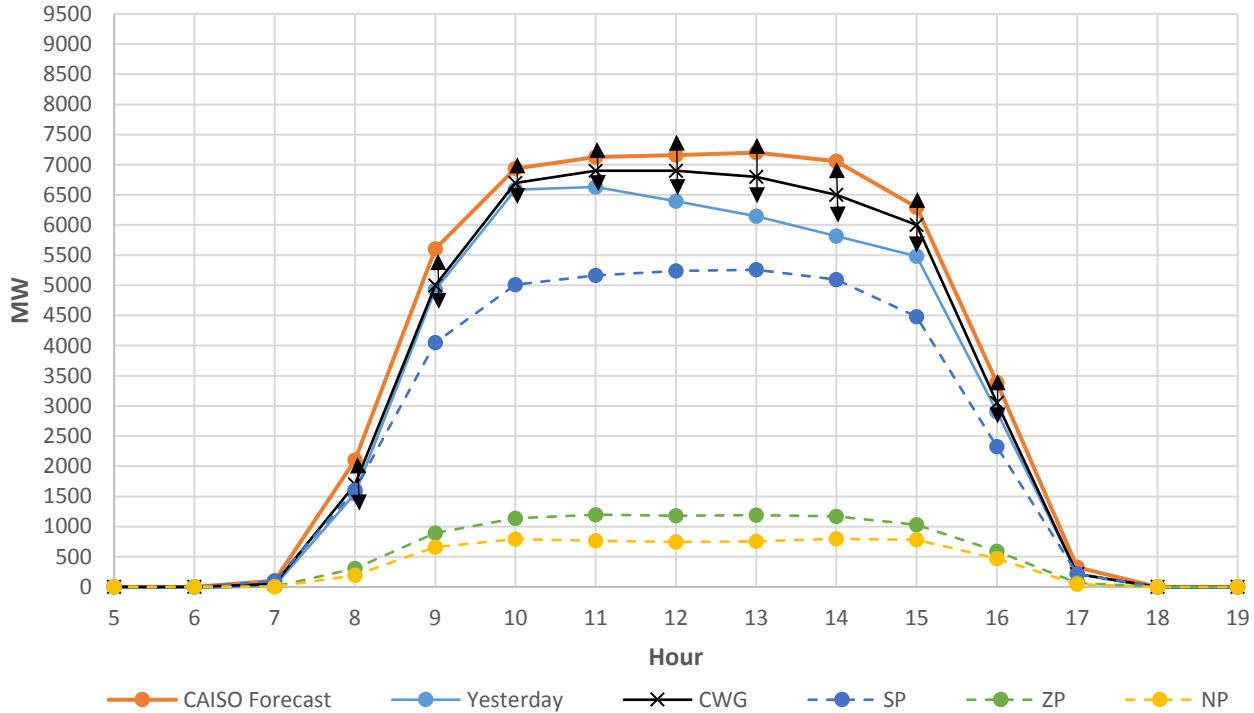




Commodity Weather Group CAISO Solar Forecast



Tomorrow's Forecast (12/6/2017)



All values in MWH Hour Ending (PDT)	CAISO Forecast				CWG Total	Yest Total
	Total	NP	SP	ZP		
HE01	0	0	0	0	0	-18.6
HE02	0	0	0	0	0	-19.11
HE03	0	0	0	0	0	-19.52
HE04	0	0	0	0	0	-21.61
HE05	0	0	0	0	0	-23.28
HE06	0	0	0	0	0	-24.04
HE07	104.54	3.72	95.98	4.84	50	17.72
HE08	2103.1	194.7	1,606.28	302.12	1700	1544.44
HE09	5602.4	658.55	4,048.88	894.97	5000	4923.3
HE10	6937.87	790.31	5,011.72	1,135.84	6700	6586.49
HE11	7127.03	766.41	5,162.92	1,197.70	6900	6,630.86
HE12	7158.02	743.48	5,236.28	1,178.26	6900	6,392.76
HE13	7200.43	752.79	5,258.58	1,189.06	6800	6,143.96
HE14	7060.06	797.07	5,095.38	1,167.61	6500	5,815.30
HE15	6293.01	781.91	4,478.95	1,032.15	6000	5,480.76
HE16	3384.4	470.03	2,325.76	588.61	3050	2,905.80
HE17	324.52	44.74	214.40	65.38	215	220.86
HE18	0	0	0.00	0	0	-18.26
HE19	0	0	0.00	0	0	-18.01
HE20	0	0	0	0	0	-17.6
HE21	0	0	0	0	0	-17.57
HE22	0	0	0	0	0	-17.85
HE23	0	0	0	0	0	-17.95
HE24	0	0	0	0	0	-18.4
	53295.38	6003.71	38535.13	8756.54	49815	46410.45

Tomorrow's Forecast:
Higher trend continues tomorrow. Risks remain slightly higher.

