

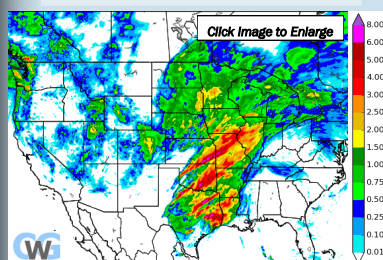
April 29, 2024

## Main Highlights

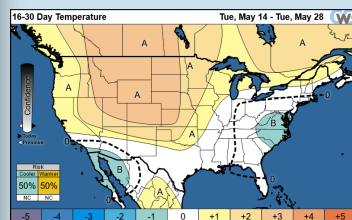
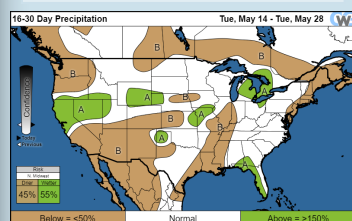
Rains Trimmed Plains  
Dryness But Nearly 1/2  
Wheat Still Stressed

Euro Scales Back Relief  
Potential for 1/2 Black  
Sea Wheat

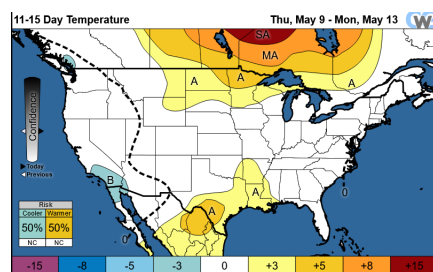
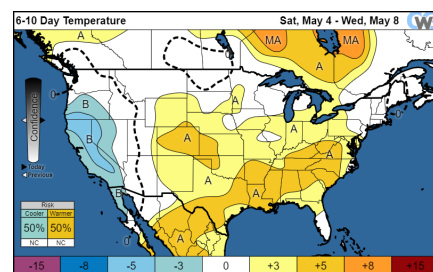
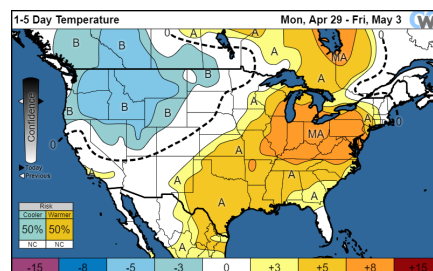
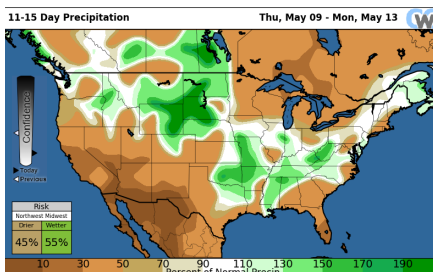
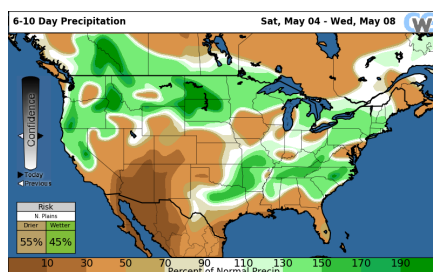
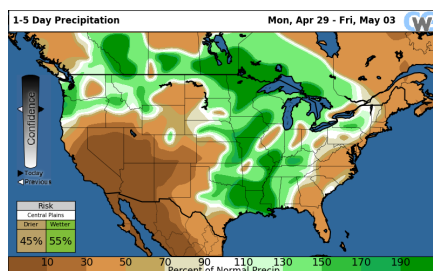
## Past 72-Hour Totals



## 16-30 Day Summary



- Yield loss continues for hard red winter wheat in SE CO/C. & W. KS
- SW Midwest trends slightly wetter but limited late seeding concerns elsewhere in the Midwest; N. Plains trending wetter but mostly near normal



## North American Highlights

- Patchy showers today/Fri. in **east**; wettest again by Thu. in **W. Midwest/Delta**
- Occ'l 6-15 day showers interrupt **Midwest/Delta** but less widespread/intense
- C. Plains** dryness narrowed slightly, but nearly 1/2 wheat to remain stressed
- More frequent showers in **N. Plains/S. Canada** spring wheat aid moisture

## International Highlights

- Corn/soy harvest pace recovers in all but **far NE Argentina** next 2 weeks
- Only minor relief expected next 10 days for stress in **~1/2 Black Sea** wheat
- S. & W. 1/3 Australia** wheat/canola remains short of moisture next 2 weeks

Region	Past 72-hr Amounts (Coverage)	5-Day Forecast Amounts (Coverage)
Midwest Corn/Soy	.50 to 2.5", locally 9" (70%)	.50 to 2.5", locally 6" (65%)
Delta/Southeast Corn/Soy	.25 to 1.25", locally 2.75" (30%)	.50 to 2", locally 6" (65%)
Midwest/Delta Soft Red Wheat	.50 to 1.75", locally 6.5" (45%)	.50 to 2", locally 6" (65%)
Plains Hard Red Wheat	.25 to 2", locally 9" (45%)	.25 to 1.75", locally 6" (40%)