



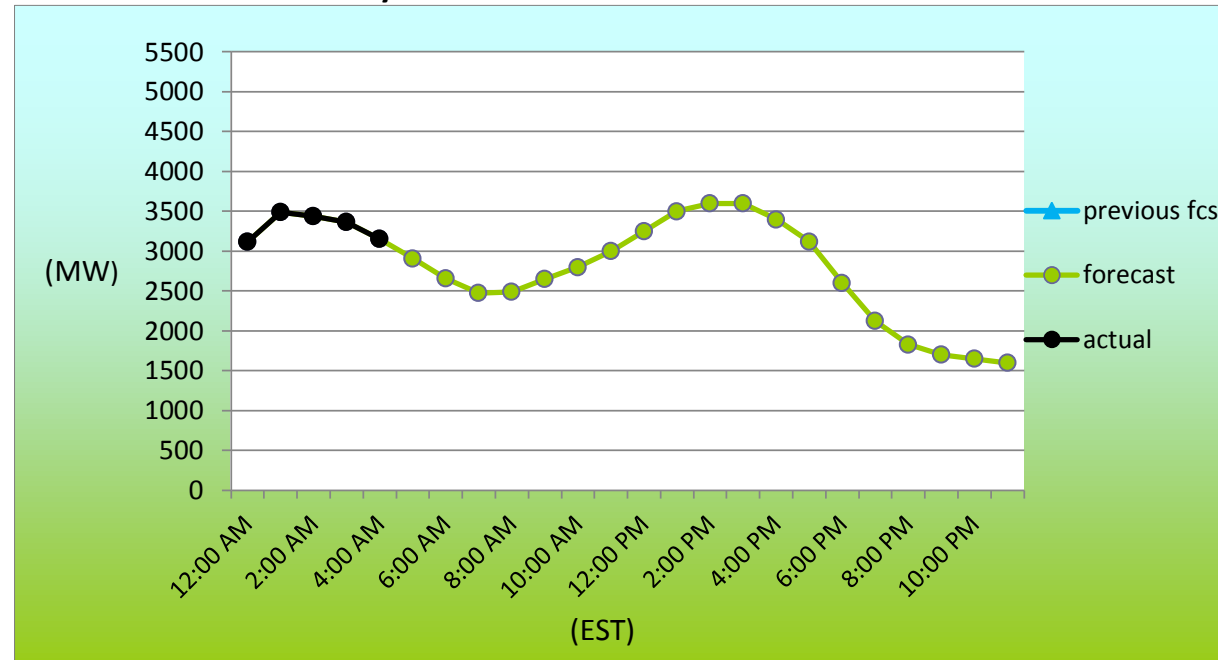
CAISO WIND GENERATION FORECAST

Hourly CAISO wind generation forecast (MW)

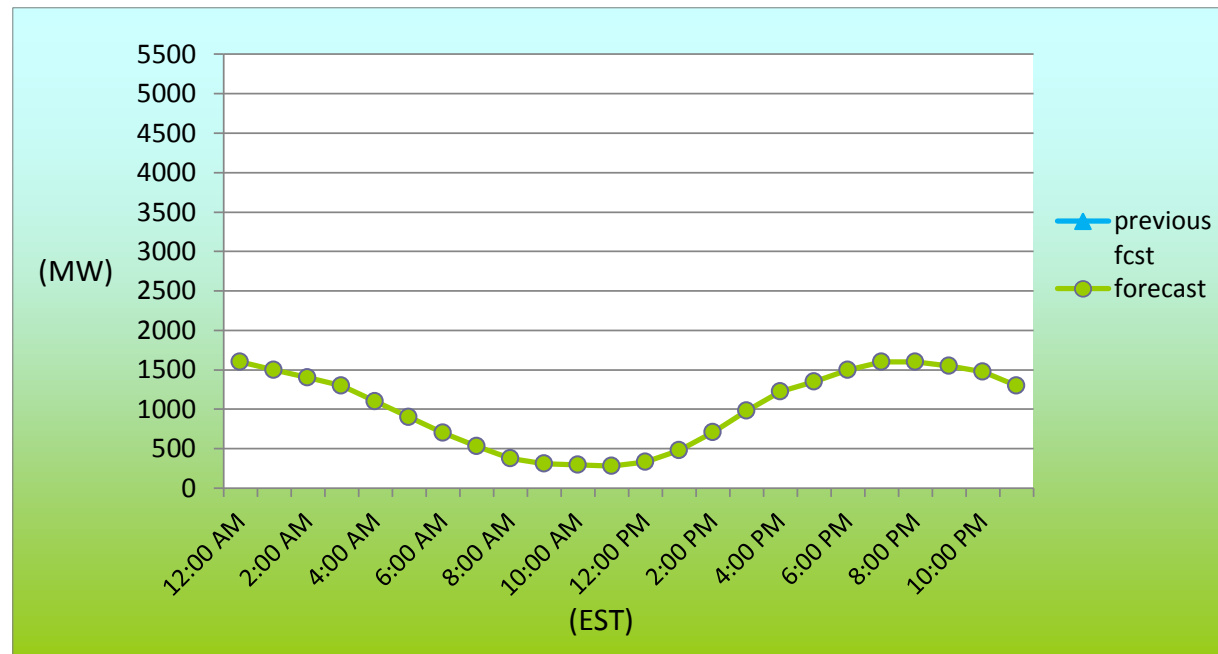
Date (EST)	4/25/2016	4/26/2016	4/27/2016	4/28/2016	4/29/2016
12:00 AM	3117	1600	732	1296	782
1:00 AM	3491	1500	634	1341	755
2:00 AM	3440	1400	497	1134	669
3:00 AM	3368	1300	434	1045	606
4:00 AM	3156	1100	401	1061	584
5:00 AM	2909	900	326	988	384
6:00 AM	2657	700	313	947	260
7:00 AM	2477	530	325	962	214
8:00 AM	2488	377	207	751	150
9:00 AM	2650	312	179	617	131
10:00 AM	2800	297	184	501	108
11:00 AM	3000	282	227	436	154
12:00 PM	3250	329	294	403	194
1:00 PM	3500	476	447	441	360
2:00 PM	3600	710	642	505	479
3:00 PM	3600	983	1074	646	634
4:00 PM	3400	1226	1400	814	865
5:00 PM	3122	1350	1598	871	865
6:00 PM	2604	1500	1800	981	865
7:00 PM	2124	1600	1912	1125	947
8:00 PM	1830	1600	1800	1081	953
9:00 PM	1700	1550	1650	972	953
10:00 PM	1650	1474	1485	1012	1015
11:00 PM	1600	1300	1375	869	1137

Total CAISO wind capacity: 6108 MW
as of December 31, 2015

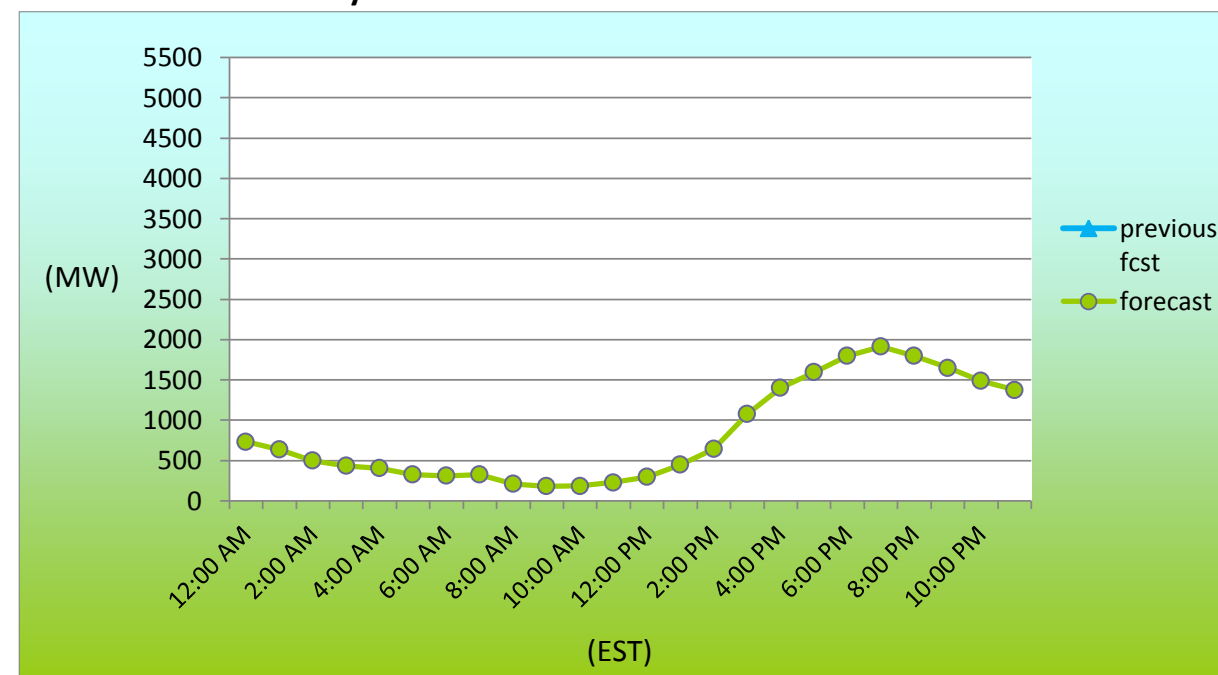
current forecast for today



current forecast for tomorrow



current forecast for day 3



Headlines:

Today: Moderate wind generation is generally expected.

Tomorrow: Low to moderate wind generation is forecast.

Wednesday: Low to moderate wind generation is expected.

Risks

Today: Wind generation risks are slightly higher at times into the afternoon.

Tomorrow: Morning wind generation risks are slightly higher at times.

Wednesday: No major risks are noted at this time.

previous day verification

N/A



CAISO ZONAL WIND GENERATION FORECAST

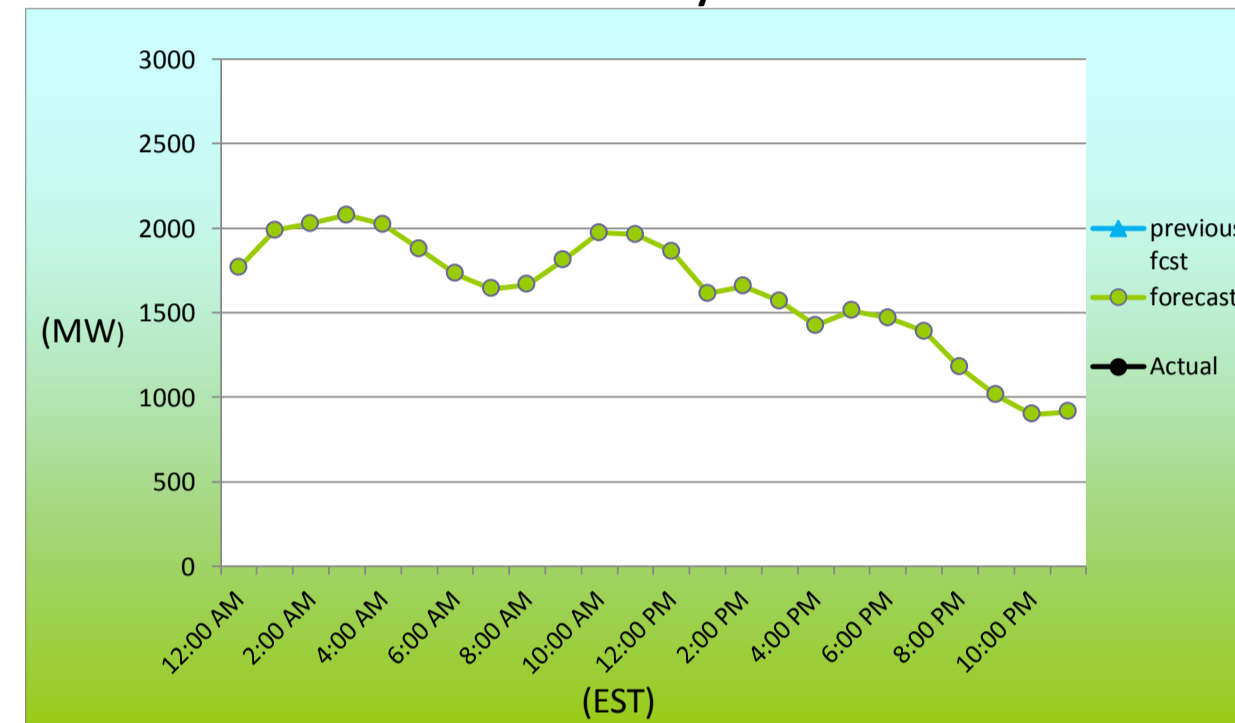
Monday, April 25, 2016
7:45 AM

Hourly CAISO wind generation forecast (MW)

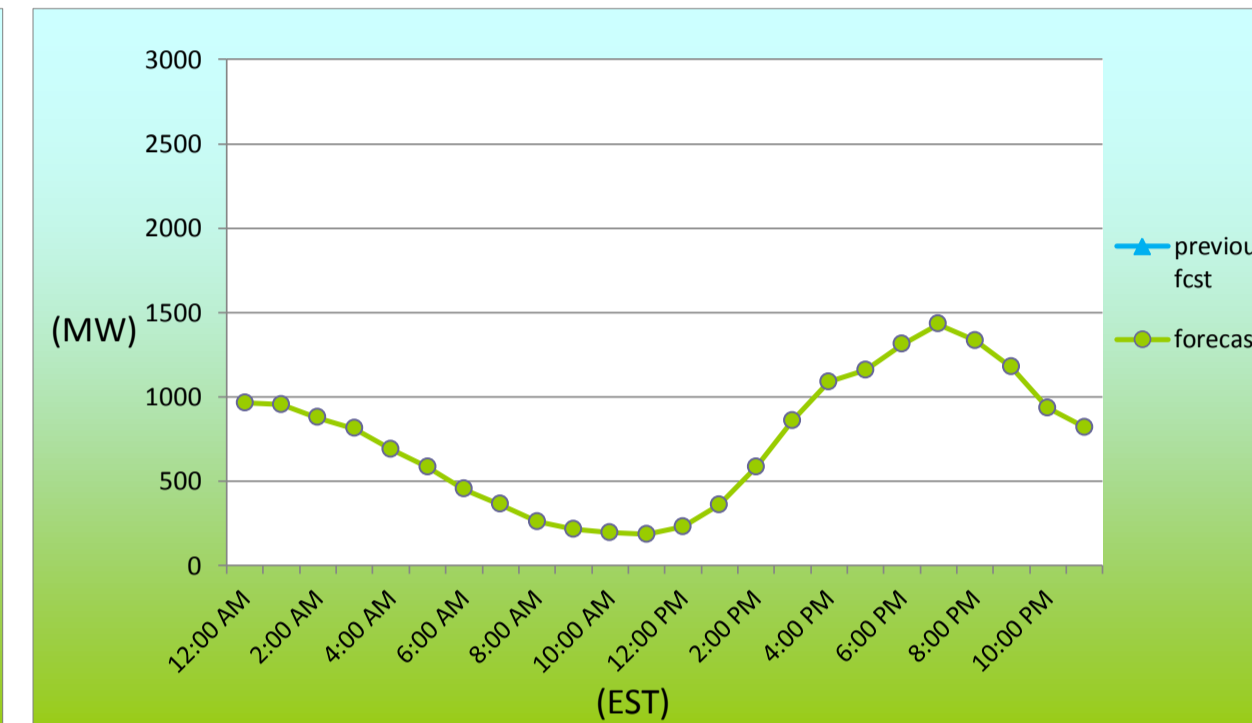
NP-15

Date (EST)	4/25/2016	4/26/2016	4/27/2016	4/28/2016	4/29/2016
12:00 AM	1766	964	489	744	398
1:00 AM	1990	954	415	784	393
2:00 AM	2029	875	332	625	342
3:00 AM	2078	811	291	577	298
4:00 AM	2023	687	277	561	298
5:00 AM	1878	583	235	517	184
6:00 AM	1731	451	209	483	106
7:00 AM	1642	361	224	467	69
8:00 AM	1667	259	117	401	54
9:00 AM	1811	214	76	353	52
10:00 AM	1972	195	72	319	54
11:00 AM	1963	183	61	273	75
12:00 PM	1865	230	60	246	108
1:00 PM	1615	358	80	284	236
2:00 PM	1658	585	148	264	361
3:00 PM	1569	858	440	290	508
4:00 PM	1425	1087	815	374	725
5:00 PM	1512	1159	860	394	725
6:00 PM	1468	1310	977	471	725
7:00 PM	1391	1431	952	581	781
8:00 PM	1179	1333	909	512	787
9:00 PM	1014	1175	860	438	787
10:00 PM	899	933	834	423	830
11:00 PM	914	819	777	411	925

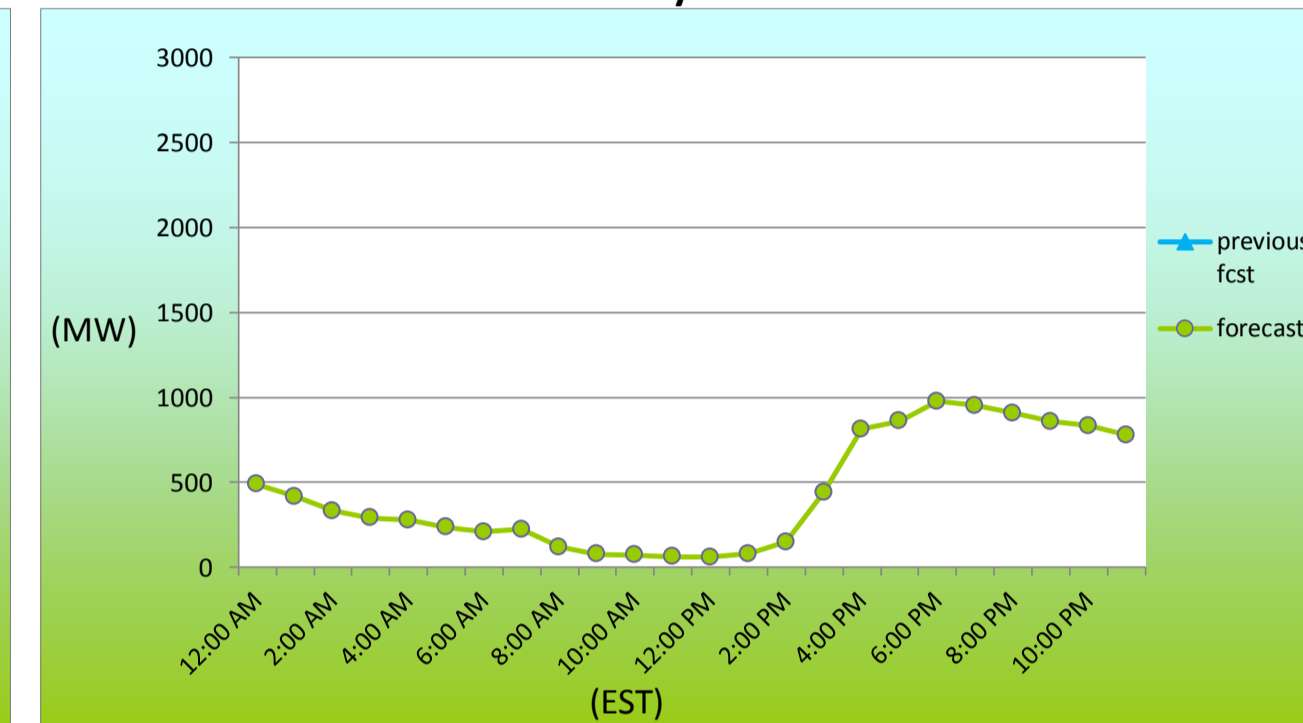
current NP-15 zonal forecast for today



current NP-15 zonal forecast for tomorrow



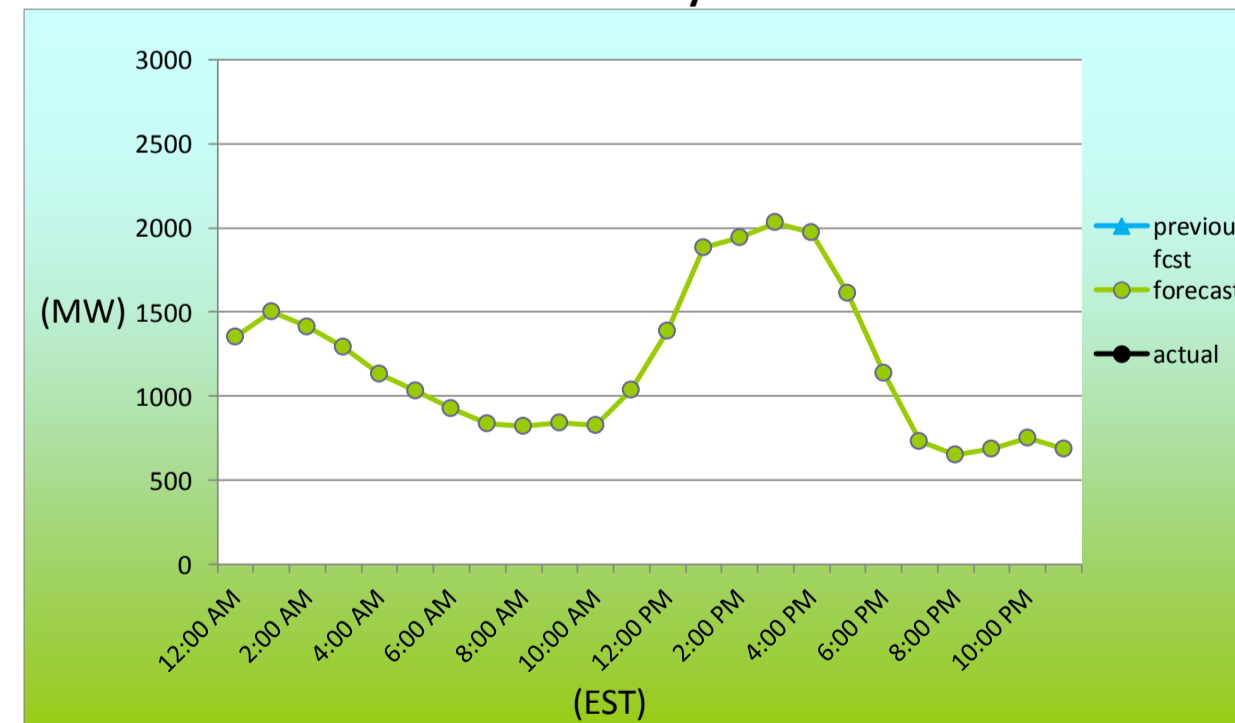
current NP-15 zonal forecast for day 3



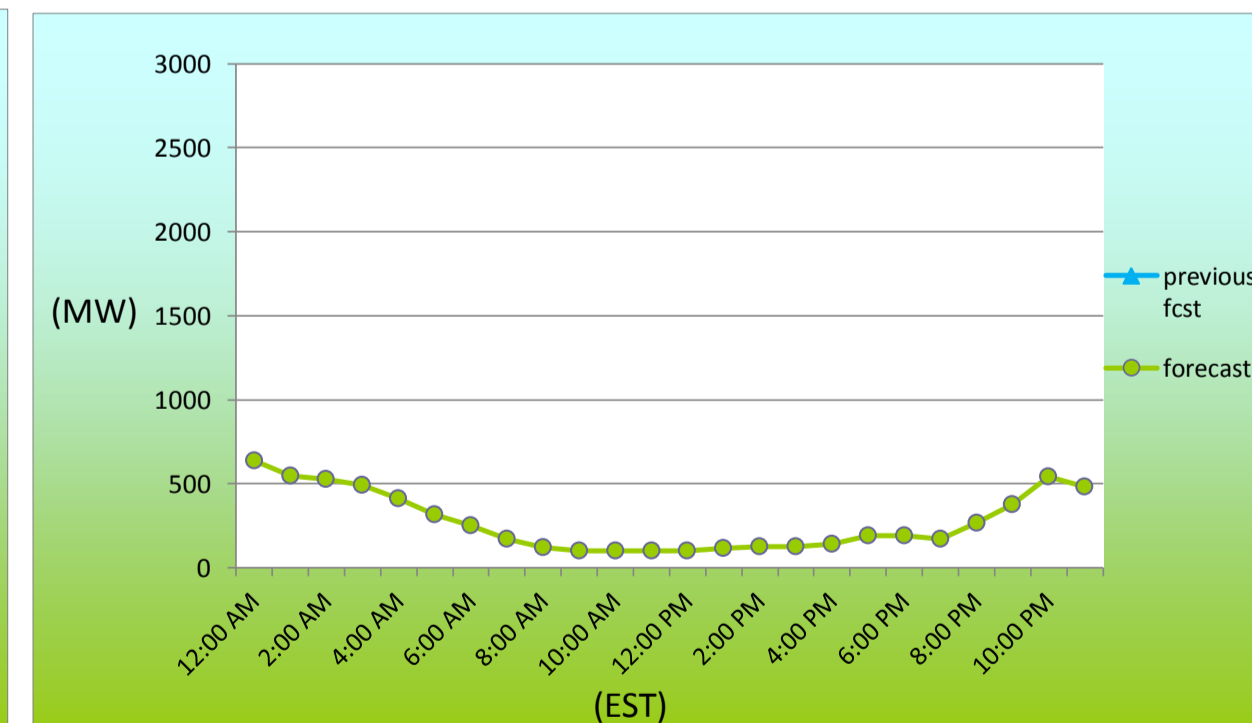
SP-15

Date (EST)	4/25/2016	4/26/2016	4/27/2016	4/28/2016	4/29/2016
12:00 AM	1351	636	243	553	384
1:00 AM	1501	546	218	557	362
2:00 AM	1411	525	165	509	327
3:00 AM	1290	489	143	468	308
4:00 AM	1133	414	125	500	286
5:00 AM	1031	317	91	472	200
6:00 AM	926	249	103	463	154
7:00 AM	835	170	100	495	145
8:00 AM	821	118	89	350	96
9:00 AM	839	99	102	264	79
10:00 AM	828	102	112	182	54
11:00 AM	1037	99	166	163	79
12:00 PM	1385	99	234	157	86
1:00 PM	1885	118	367	157	124
2:00 PM	1942	125	494	240	119
3:00 PM	2031	125	633	356	126
4:00 PM	1975	138	585	440	139
5:00 PM	1610	191	738	478	139
6:00 PM	1135	190	823	509	139
7:00 PM	732	170	960	545	165
8:00 PM	652	267	891	570	165
9:00 PM	686	375	790	535	165
10:00 PM	751	541	652	589	186
11:00 PM	686	481	597	459	212

current SP-15 zonal forecast for today



current SP-15 zonal forecast for tomorrow



current SP-15 zonal forecast for day 3

